



SAFE, BREATHABLE AIR

The Long-Term Playbook





Introduction

Nearly a year since the start of the pandemic, it is difficult to step out of your home and not worry about air quality. Every mask or social distancing marker is a reminder that the air we breathe may pose a danger to our health.

With the release of the COVID-19 vaccine, we are beginning to glimpse a path back to normalcy: a world where we can visit loved ones, celebrate birthdays, and re-open businesses that have had to shut their doors in the interest of public health. It is important to remember, however, that vaccination will not eliminate all airborne dangers. We are already seeing new strains of the Coronavirus and are faced with the unsettling possibility that normalcy is still a ways off.

Airborne virus transmission is likely to remain a serious health concern for a long time to come. Add to that the ongoing and alarming growth of air pollution, and it becomes clear that we need a long-term plan to maintain healthy air quality, particularly in commercial spaces where large numbers of people may gather.

Airborne Risk

Though we are mainly concerned with mitigation strategies for SARS-COV-2 there are additional risks that were a part of our everyday lives well before the global pandemic. These risks, though unseen, pose a significant health threat both pre- and post-COVID-19.

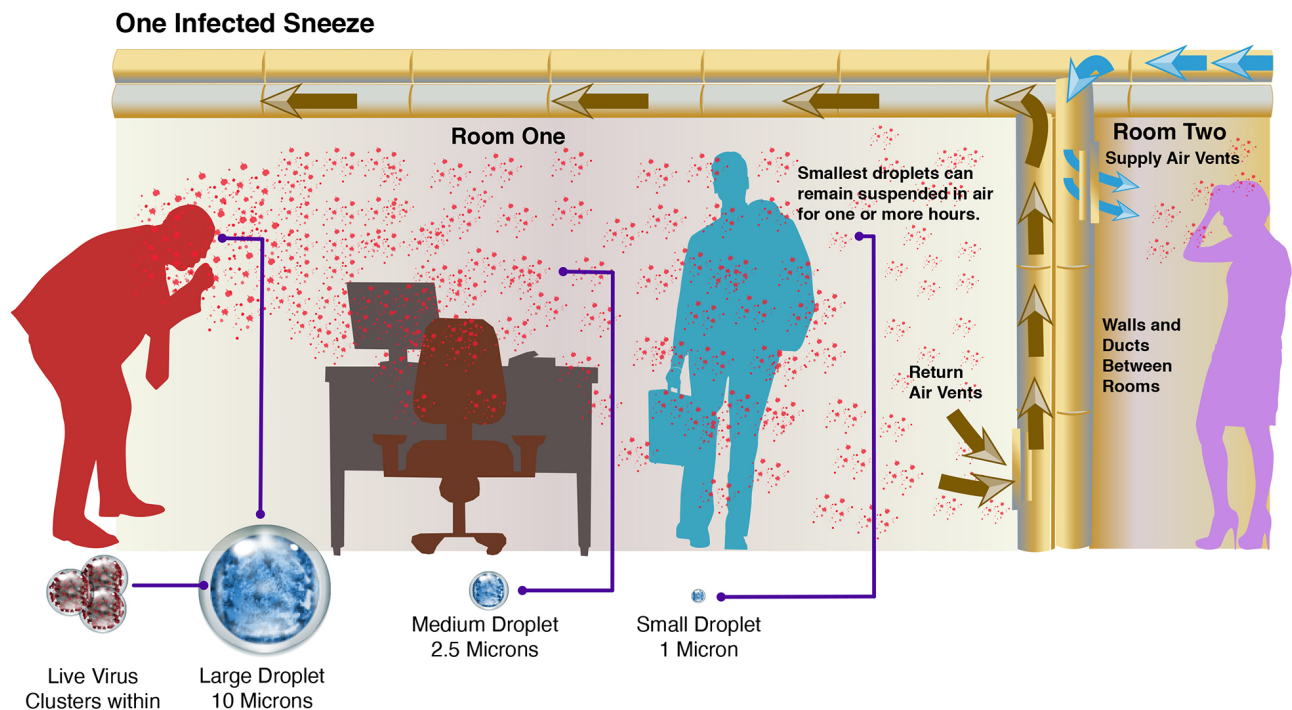
Aerosolized Virus Transmission

There are many ways that a virus is transmitted, but airborne aerosolized droplets are the primary form of spread. When these micro-sized droplets are released, they remain suspended in the air for several hours (or longer). Even worse, they are recirculated through a building's ventilation via the return and supply vents.

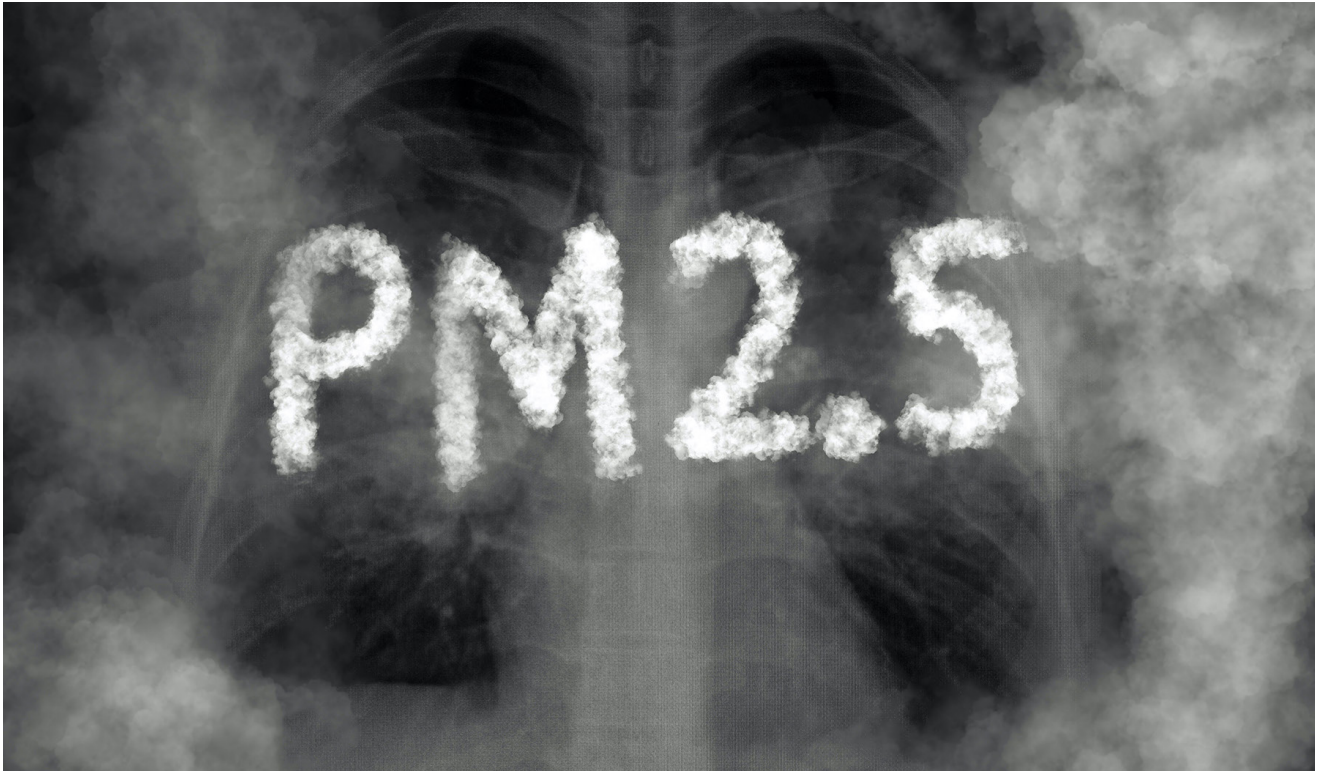
Unfortunately, these tiny droplets wreak havoc on our bodies—particularly our respiratory systems—as they are inhaled deep into our lungs. Our bodies are incapable of filtering

these tiny particles out, leading to lower respiratory tract infections and increasing the severity of the disease.

However, because these droplets are so small, there has to be a fairly high “viral load,” or concentration, of droplets for transmission to occur. This will affect every individual differently, which means that we can never truly know what a safe environment is. Therefore, the best course of action is to put proper air treatment solutions in place to ensure cleaner, safer air for everyone.



Everyday Dangers



While our attention has been on the risk of aerosolized viral transmission, it should not be our only concern. Every day, we are exposed to hidden dangers that impact our health. These are called PM 2.5 (particulate matter at 2.5 microns or less in width).

Similar to airborne viruses in size, PM 2.5 particles have a significant impact on our overall health. In fact, they contribute to over **7 million premature deaths** worldwide every year. Poor air quality is truly a silent killer that needs to be addressed. The majority of our exposure to concentrated PM 2.5 is in our homes, offices, gyms, and other public spaces. Most ventilation is inadequate and propagates these pollutants, increasing the concentrations we are exposed to rather than filtering them out.

Before the pandemic, indoor air quality (IAQ) was a known problem, but it wasn't a mainstream topic of discussion. COVID-19 revived debate of air quality issues that are quickly enveloping us. This is now a widely reported, serious subject we see in everyday media. We now read daily warnings regarding IAQ, poor ventilation, and the combined impact that both have on our everyday health. So, other than risk of viral transmission, what are the additional safety hazards associated with poor IAQ? Consider the 7 million premature deaths associated with poor air quality every year.

More than **300,000** of those deaths are right here in the Americas.

Compare that to the **430,000** COVID-19-related deaths we've seen in the United States over the past year.

It is safe to say that polluted air impacts our lives much like a pandemic.

The continuous exposure to polluted air weakens our immune systems and can severely affect our ability to fight off viruses—in particular, respiratory illnesses such as SARS CoV-2 and seasonal influenza.

So what are these pollutants and how do we know if we've been exposed? Unfortunately,

there are many variables that make exposure difficult to identify. Additionally, these PM 2.5 pollutants are very fine, inhalable particles which are not always visible to the human eye. Examples include dust, ash, and soot.

During the wildfires that spread across California, Oregon, and Washington in early September 2020, the air quality was so poor that businesses had to shut down. Some care facilities had to evacuate due to the increase in pollution, which severely impacts those already compromised due to other underlying health conditions. While we are all concerned about how we can mitigate the risk of viral transmission, we also have to be very cognizant of the other invisible killers lurking in our homes, office buildings, and public places.



Mitigating Risk in Your Commercial Space

As we all discuss mitigation strategies, many are looking for guidance to determine the cost implications of mitigating risk.

The American Society of Refrigeration and Air-Conditioning's (ASHRAE) positioning document on infectious aerosols states that the design and operation of HVAC systems can influence infectious aerosol transport, but they are only one part of infection control. Their positioning document on Indoor Air Quality (IAQ) and the CDC's recommendation for ventilation in buildings outline the criteria that buildings should follow to improve IAQ and decrease the risk of viral transmission. They provide several key recommendations:

However, with upgrades, there are always challenges to consider. These include the

impact integration could have on the building's ventilation and, of course, costs.

- Increase air change rates (ACH) and minimum outdoor airflow rates
- Ensure proper air distribution, or dirty to clean directional airflow patterns
- Increase air filtration within the ventilation without reducing design airflow, or decreasing the air change rates
- Add HEPA filtered systems to enhance air cleaning
- Use upper room UVGI as a supplement to aid in the mitigation of SARS-CoV-2



Ventilation System Upgrades: High-Efficiency Filters

Let's start with the option to upgrade to high-efficiency filters. How effective are they and how can they impact the ventilation system? The use of high-efficiency particle filters (HEPA) or Minimum Efficiency Reporting Value (MERV) when installed within the Air Handling Units (AHUs) can reduce airborne pollution and viral loads. Particles leave a room, enter the return vent, and go through the ductwork, where they eventually make it to the filters installed in the air handling units. The air is then scrubbed before returning back to the supply vents. These AHUs also scrub outdoor air before it enters the supply vents (see diagram 1).

While in principle this looks like an effective way to treat the air within your facility, looks can be deceiving. There are many obstacles we need to be aware of.

In order to remove at least 85% of particles, viruses, and bacteria from the airstream, you

must use a filter that is at least rated MERV 13. This rating demands a certain level of performance when it comes to capturing tiny particles. They must capture:

- 90% of particles between 3-10 microns
- 85% of particles between 1-3 microns
- 50% of particles between 0.125-2.5 microns

Here's the problem: when virus particles are aerosolized—when we speak, sing, cough, breath, or sneeze—they can float in the air at a size between 0.125 and 2.5 microns. Based on MERV 13 efficiency ratings, these dangerous particles are captured at an efficiency of **only 50%**. With this degree of filtration, a facility will not be able to effectively mitigate risk of transmission.

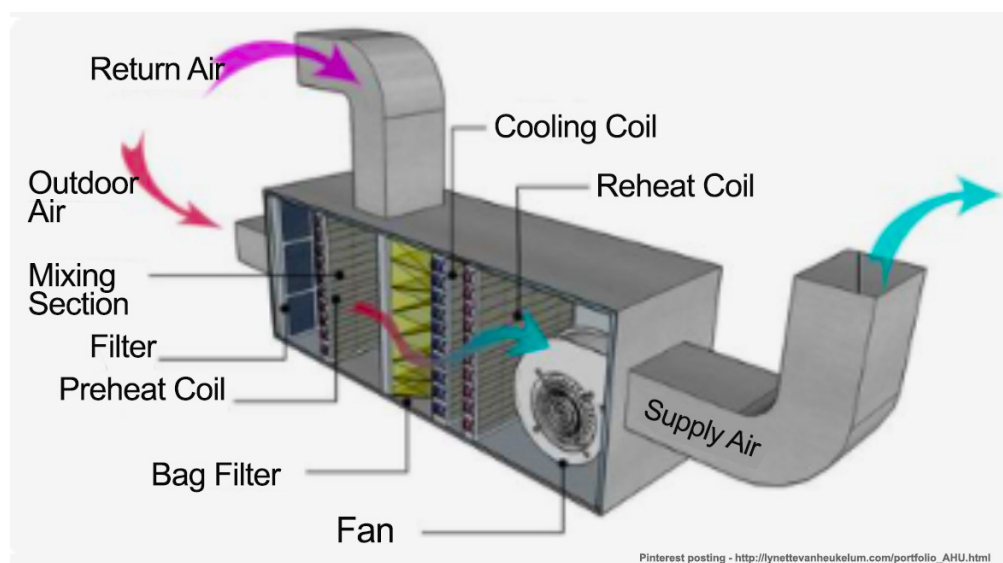


Diagram 1: Air Handling Units

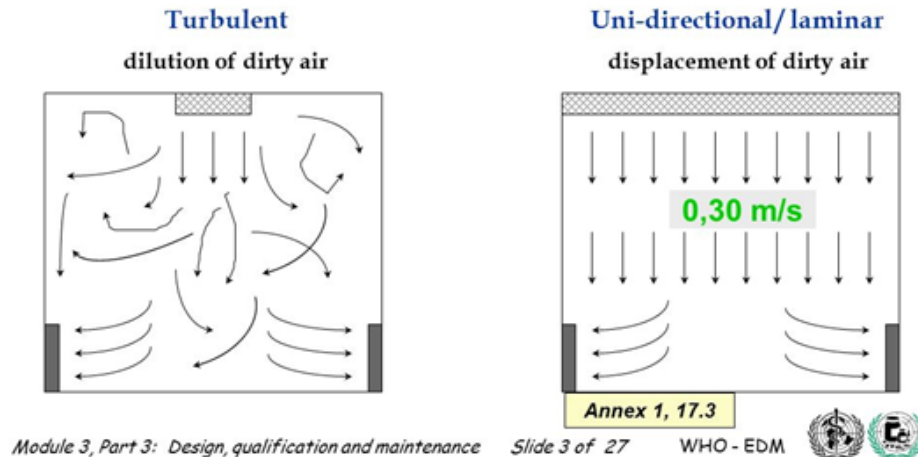
Additionally, these filters sacrifice comfort; when adding a MERV 13 filter you are adding air flow resistance and in turn a larger pressure drop across the filter. Too much pressure will add strain on the blower's motor and

reduce air flow, ultimately reducing comfort and compromising your heating and cooling system. Because of these challenges, most facilities don't have the ability to add MERV 13 filters, let alone more advanced HEPA filters.

MERV Rating	Air Filter will trap Air Particles size .3 to 1.0 microns	Air Filter will trap Air Particles size 1.0 to 3.0 microns	Air Filter will trap Air Particles size 3 to 10 microns	Filter Type ~ Removes These Particles
MERV 1	<20%	<20%	<20%	Fiberglass & Aluminium Mesh ~ Pollen, Dust Mites, Spray Paint, Carpet Fibres
MERV 2	<20%	<20%	<20%	
MERV 3	<20%	<20%	<20%	
MERV 4	<20%	<20%	<20%	
MERV 5	<20%	<20%	20% - 34%	Cheap Disposable Filters ~ Mold Spored, Cooking Dusts, Hair Spray, Furniture Polish
MERV 6	<20%	<20%	35% - 49%	
MERV 7	<20%	<20%	50% - 69%	
MERV 8	<20%	<20%	70% - 85%	
MERV 9	<20%	Less than 50%	85% or Better	Better Home Box Filter ~ Lead Dust, Flour, Auto Fumes, Welding Fumes
MERV 10	<20%	50% - 64%	85% or Better	
MERV 11	<20%	65% - 79%	85% or Better	
MERV 12	<20%	80% - 90%	90% or Better	
MERV 13	Less than 75%	90% or Better	90% or Better	Superior Commercial Filters ~ Bacteria, Smoke, Sneezes
MERV 14	75% = 84%	90% or Better	90% or Better	
MERV 15	85% = 94%	95% or Better	90% or Better	
MERV 16	95% or Better	95% or Better	90% or Better	
MERV 17	99.97%	99% or Better	99% or Better	HEPA & ULPA ~ Viruses, Carbon Dust, <.30 pm
MERV 18	99.997%	99% or Better	99% or Better	
MERV 19	99.9997%	99% or Better	99% or Better	
MERV 20	99.99997%	99% or Better	99% or Better	

Air Handling Systems

Air flow patterns (1)



The financial impact cannot go unnoted, but can be reduced by researching the technologies available. While we mentioned the cost impact of ventilation on an annual scale, we have not addressed the upfront cost of upgrades. This cost varies greatly depending on the facility's size, current layout, and available AHUs to process the additional cubic feet per minute (CFM) of air required. This makes it difficult to provide a standardized cost estimate, but the impact could be significant based on these factors:

- Are your AHUs sized appropriately to add additional CFM requirements?
- By adding more CFM, will your heating and cooling loads be impacted? If so, you may also need to upgrade your heating and cooling sources.
- How will you maintain relative humidity to be within 40%-60%?

Independent HEPA Filtration System: Halo HEPA

The ceiling-mounted Halo filtration system was originally designed to protect laboratory personnel from laboratory pollution exposure.

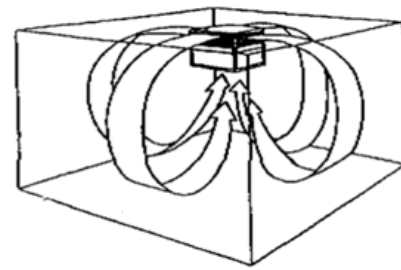
The design was based on a very delicate equation of the right airflow, depth of carbon bed, and air distribution.

This unique approach was developed through over 50 years' experience in providing air filtering solutions to laboratories across the globe. Our flexible and adaptable designs give us the ability to integrate HEPA H14 or ULPA U17 filters to the Halo. This has allowed us to adapt to the necessary demands of HEPA-filtered air purifiers, even outside of the laboratory. Because of the strict standards we have had to adhere to within the lab world, the Halo was designed with more than just filtration in mind. It also takes into consideration the impact the Halo would have on the facility's ventilation effectiveness (VEFF) and increases in air change rate (ACH).

The Halo's proven efficiency in a lab setting is transferable to the commercial world and has provided us the ability to ensure we meet all necessary criteria, such as:

- Air flow pattern distribution
- Increased ACH
- Optimal H14 HEPA filtration

Each Halo will provide **3 additional ACH per every 3,500 Cu' of volume**. The placement of the Halo is critical to achieving such phenomenal results. It's position on the ceiling creates a vertical air flow pattern that drives polluted air up and away from the breathing zone and returns clean air back into the very same room horizontally across the ceiling. This creates what is known as the Coanda effect:



Coanda Air Flow

Data derived from a number of different third-party tests proves Halo's performance against aerosolized viruses and PM 2.5. Tests were conducted in both controlled spaces and in real-world conditions to truly understand the efficacy of the Halo's performance. With other virus mitigation options, there are serious risks to consider. Simply put, there is a lot of snake oil available on the market. Everywhere you look, someone seems to have the best possible solution. They promise 99.99% decontamination or effectiveness. The reality is there are many unethical companies that are taking advantage of the current anxiety-ridden air purification market. At ErLab, our data is unmatched, third-party certified, and not full of "fluff" data. We provide the truth and set the expectations according to the product's actual performance in a real-world setting. There is simply no false data or misleading performance criteria. The Halo will perform as advertised and will mitigate the risk of airborne spread, while also improving your IAQ. This is a long-term solution; the Halo is a permanent infrastructure improvement without the infrastructure cost or complexities.

This is a solution for today's challenges and tomorrow's well-being.

What We've Seen Since the Start of the Pandemic

Since the beginning of the COVID-19 pandemic, we have seen an overwhelming interest in companies trying to improve their indoor air quality (IAQ), which also includes mitigating risks of viral spread. Unfortunately, at the start of the pandemic, there was a tremendous amount of confusion about the virus.

The CDC was initially adamant that the virus was not transmitted through the air. In early September, they updated their guidance to explain that the virus is commonly spread through respiratory droplets—only to retract the statement and restate it several days later. This added to the confusion and affected everyone's mitigation plans.

This also led to a number of companies jumping into the air purification market as "specialists," as well as UVC, upper room UVGI and ionization companies promising the silver bullet to air disinfection. Confusion overwhelmed decision-makers, some of whom made bad decisions based on what they thought was right—or took no action at all. Now the vaccine news is sweeping the nation and further complacency has set in, leaving some to think that sitting back and waiting for herd immunity is the right approach.

However, the other side of the story is more promising, as consumers are starting to uncover the truth behind the exaggerated claims. People are starting to make a few key realizations:

- They can't just sit back and wait for the vaccine. There are many variables in its effectiveness, including whether it is equipped to handle mutations of the SARS-CoV-2 virus (which we have already seen). Action needs to be taken now to address health risks.
- The risks of bad air quality go far beyond just COVID-19, and companies are now starting to address air quality improvements across the country.
- Companies that have tried to capitalize on this pandemic with false claims are disappearing (or their deceptive claims have been uncovered). The ones with relevant data are working together to provide the best mitigation solutions available.

Due to these developments, we are seeing more people make decisions based on careful study of available products designed to clean the air. People are taking more stock in scientific evidence on how airborne virus transmission occurs and are understanding the importance of controlling and improving the indoor air we breathe. A long-term plan for some, an educated step in the right direction for others, a breath of fresh air for everyone.

The Long-Term Playbook

What should a business be looking to do in order to improve their air quality and minimize the risk of virus transmission? It starts with understanding your current ventilation. You should seek to answer these key questions:

- What will it cost to increase my air change rates per hour, what impact will this have on my current heating and cooling loads?
- Can my system, as currently designed, handle an upgrade in filters?
- If we increase our air change rates and upgrade our filters, how are we going to control possible re-entrainment concerns?

In most cases, there should be a supplemental solution to tie in with your existing ventilation system. The most effective supplemental technology would be air filtration with HEPA rated filters, positioned above the breathing zone (ceiling mounted) to ensure proper airflow patterns, and increased ventilation effectiveness with proper room mixing. The size of each room will need to be taken into consideration as it will determine the effectiveness of air purifiers.

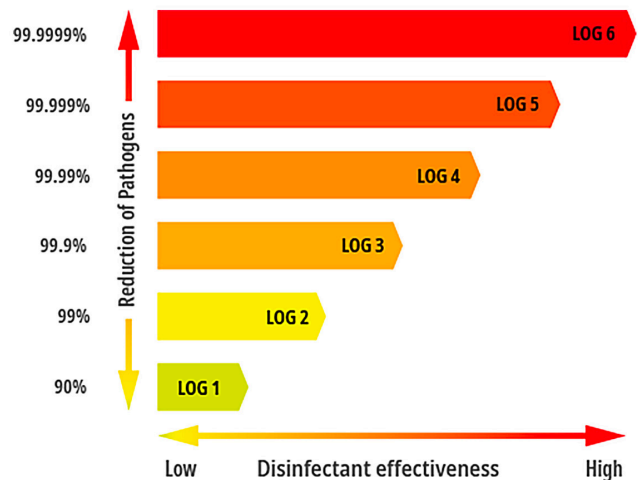
Whichever direction you decide is best for your facility's unique situation, the decision should be a permanent one backed by data.



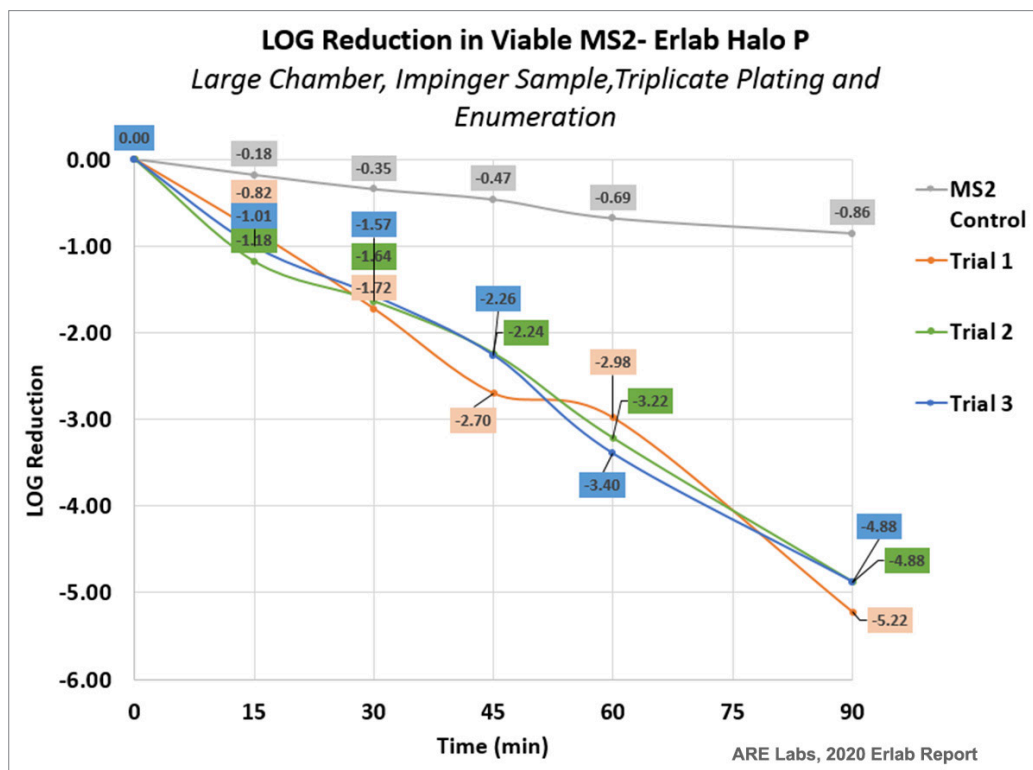
Halo Smart Air Purification Stations

Efficacy of the Halo HEPA system against aerosolized viruses:

The Halo was tested within a controlled Biosafety Level chamber under challenge conditions where MS2 bacteriophage was purged into the chamber and held for 90 minutes in order to obtain total log reduction results over time. As seen in the below graph, log reductions were achieved within 15 minutes, with a continuous decrease throughout the 90 minute challenge test, which equates to a 99.99% reduction in viable MS2.



Endurocide Infection Control

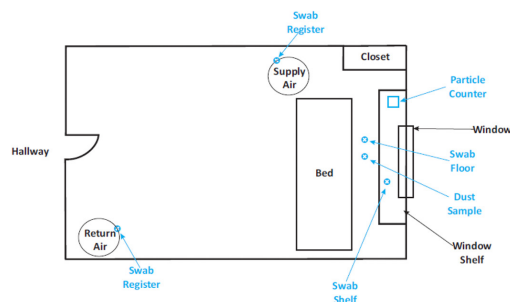


Real-world performance results:

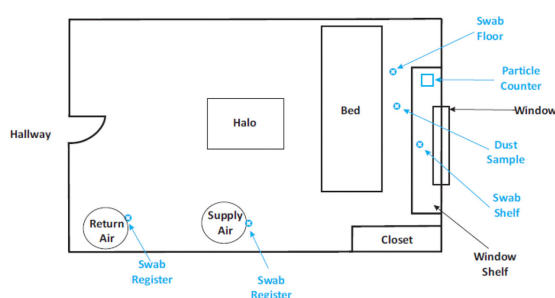
In order to further validate the Halo's efficiency at mitigating the risk of airborne viral transmission, we tested the Halo within an isolation room of a confirmed COVID 19 positive patient against an adjacent isolation room of a confirmed COVID 19 patient of which both shared the same air handling system. Each room was swabbed at the floor, window surface and at the return registers for SARS-CoV-2 using the gold standard of a polymerase chain reaction (PCR) test. The results as (seen below) provide us with some key pieces of information, such as; Viral shedding of each patient and reduction of present SRA-CoV-2 RNA. Based on these

results it is clear the patient in room 120 (with the Halo) had significant viral shedding as they were at the beginning of isolation, whereas the patient in room 118 (without HALO) viral shedding was minimal as they were at the end of isolation. However, even with the significant amount of shedding from patients in room 120, there was still no detectable RNA found at the return register, or within the airstream further solidifying the performance of the Halo at mitigating airborne viral loads and concentrations. Antithetical to these results are the results in room 118, where SARS-CoV-02 RNA was present at the return register and within the airstream even without detectable RNA present anywhere else within the room.

Room 118 Schematic



Room 120 Schematic



Covid Surface Sample Results

Location in Room	N1, N2 proteins	Result	# RNA copies
118 supply register	ND	ND	--
118 return register	Positive	Positive	3,500
118 floor by bed	ND	ND	--
118 window shelf	ND	ND	--
120 supply register	ND	ND	--
120 return register	ND	ND	--
120 floor by bed	Positive	Positive	23,000
120 window shelf	Positive	Positive	820

Both rooms had covid positive patients, Room 120 had Halo unit, ND = non-detect

Contact us for more information
or report details

Contact Us

Conclusion

As we deal with a viral pandemic, we also have to be sure to address the unfortunate reality of poor air quality. We can take immediate positive action concerning the air we breathe indoors with the proper technologies and mitigation strategies in place.





As experts in air filtration and purification technology since 1968, our products offer the highest level of protection to laboratory personnel and the general public. Throughout our rich 50 year history, we have delivered solutions across 40 countries, protecting the air we breathe from within confined spaces while reducing harmful pollutants from being released back out to the environment all while enhancing environmental sustainability. All of our products have been individually tested and certified by industry experts ensuring we meet our customers expectations, delivering the highest of quality products focused on their protection.

[Contact Us to Learn More](#)

Jesse Coiro, Director of Growth & Strategic Initiatives, Erlab, Inc.

Email: jcoiro@erlab.com

Office : (800) 964-4434

Web: halo.erlab.com